
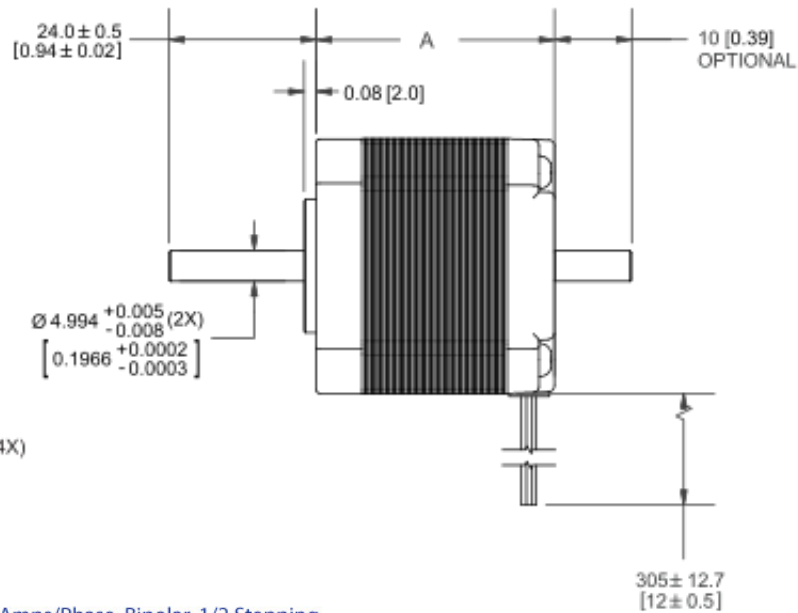
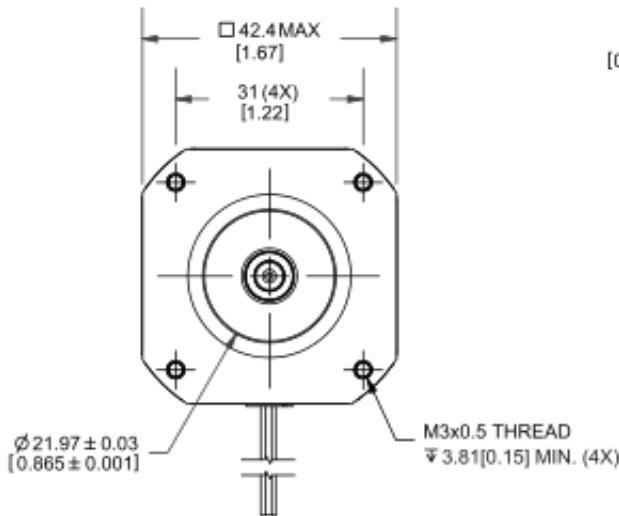


## MOTOR SPECIFICATIONS



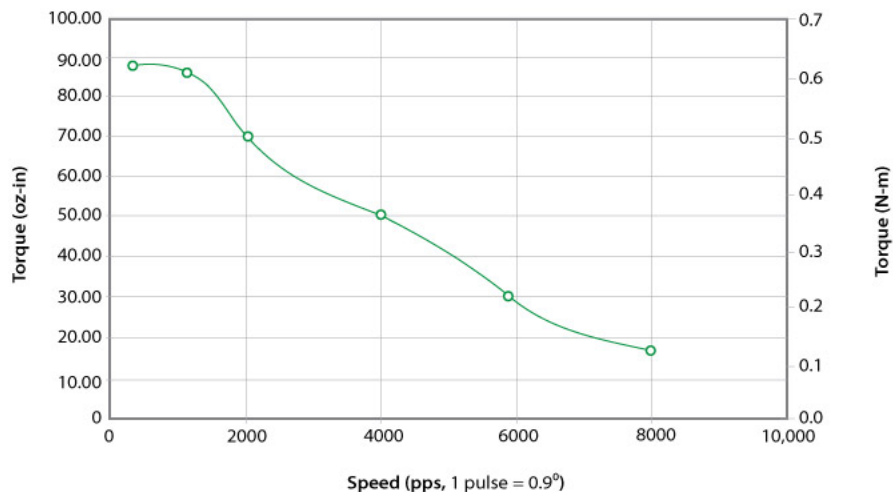
Part Number	<b>WO-4418L-36</b>
Step Angle	1.8°
Frame Size	NEMA 17
Body Length (Dim. A)	1.89 in (48 mm)
Current	2 Amps/Phase
Holding Torque	100 oz-in (0.71 Nm)
Resistance	1.6 Ohms/Phase
Rotor Inertia	0.46 oz-in <sup>2</sup>
Number of Leads	4
Connection	Bipolar
Weight	0.85 lbs (0.39 kg)

## DIMENSIONS



## PERFORMANCE CURVE

4418L-36 24VDC, 2.0 Amps/Phase, Bipolar, 1/2 Stepping




## OPERATING SPECIFICATIONS

Radial Play	0.001" max @ 1 lbs load
End Play	0.003" max @ 2 lbs load
Shaft Run Out	0.002" TIR
Concentricity of Mounting Pilot to Shaft	0.003" TIR
Perpendicularity of Shaft to Mounting Face	0.003" TIR
Max Axial Load	6 lbs
Maximum Case Temperature	80 C
Ambient Temperature	-20° to 50° C
Storage Temperature	-20° to 100° C
Humidity Range	85% or less, non-condensing
Magnet Wire Insulation	Class B 130° C
Insulation Resistance	100MΩ at 500 VDC
Dielectric Strength	500 VAC for 1 minute

## WIRING TABLE

COLOR	FUNCTION
Red	A+ Phase
Blue	A- Phase
Green	B + Phase
Black	B- Phase

## OPERATION & USAGE TIPS



**Do not** disassemble motors; a significant reduction in motor performance will occur.




**Do not** machine shafts; this will have a negative effect on shaft run out and perpendicularity.



**Do not** disconnect motor from drive while in operation.



**Do not** use holding torque/detent torque of motor as a fail safe brake.




**Do not** hold motor by lead wires.



**Do not** exceed the rated current; this will burn the motor.

FAILURE TO COMPLY WITH THESE RECOMMENDATIONS WILL VOID ALL WARRANTY TERMS

## RECOMMENDED



Single Axis Driver  
**R325P**



Single Axis Controller+Driver  
**R356**

# Motion Control, **Solved.**

## MOTOR ENGINEERING & MANUFACTURING



Optimized  
For Your  
Application



Quick  
Prototype  
Turnaround



Small Batch  
to OEM Volume  
Production



US Based  
Support &  
Manufacturing